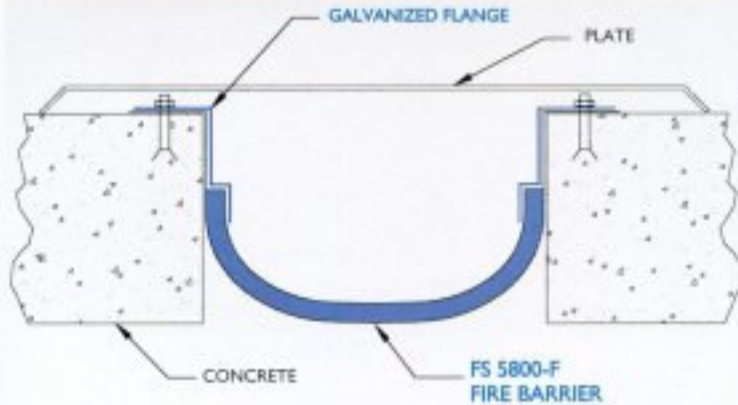


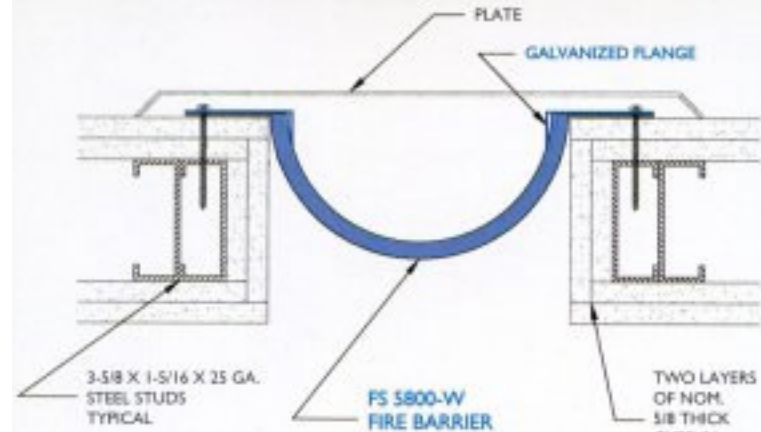
ELEVATION FLOOR TO FLOOR JOINT AND ROOF JOINT



- Cover plate mechanism has been omitted for clarity.
- Barrier can also be used for a blockout installation.

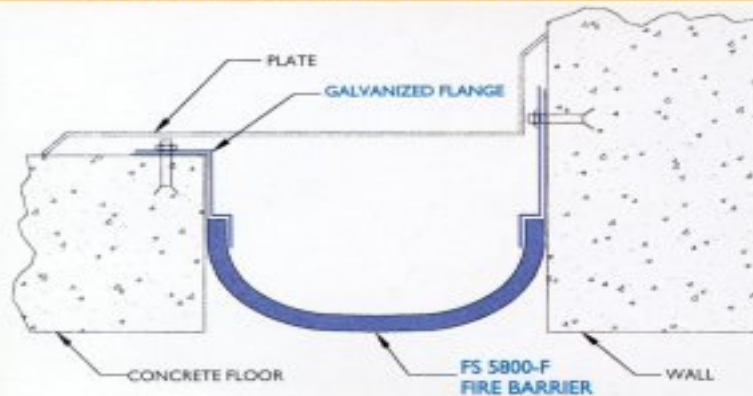
No FIRE CAULK NEEDED

PLAN VIEW WALL TO WALL JOINT



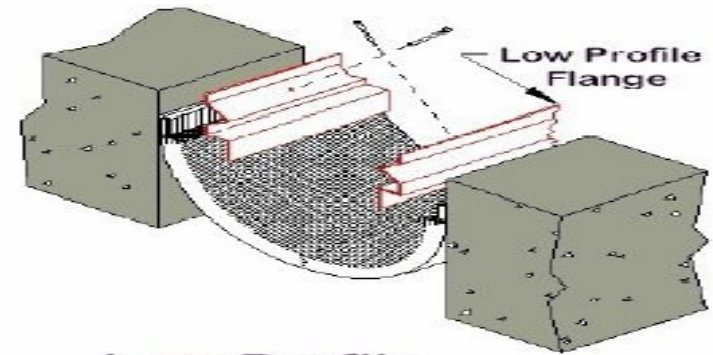
- Cover plate mechanism has been omitted for clarity.
- No FIRE CAULK NEEDED**

ELEVATION FLOOR TO WALL JOINT AND ROOF JOINT



- Cover plate mechanism has been omitted for clarity.
- Barrier can also be used for a blockout installation.

No FIRE CAULK NEEDED



Low Profile Flange Installation

NO.	Description	Date	By
<p>The information contained herein is the proprietary property of ERIE METAL SPECIALTIES, INC. No portion of it may be reproduced by any means or used in any form except for the purpose for which it was intended. All rights of design and invention are hereby reserved.</p>			



13311 Main Road • Akron • New York • 14001
 Phone: (716) 542-3991 • Fax: (716) 542-3996 • E-mail: sales@eriemetal.com

PROJECT:
TITLE: Fire Barrier Detail Configurations

Detailed by: AWG	Date: 10/9/00
Checked by: LJB	Date: 10/12/00
Scale: NTS	EMS Job#:
Sheet No.:	Drawing No.: CD-100